

Scaled data based on original data using
LM-79-08 Approved Method: Electrical and Photometric Measurements of Solid-
State Lighting Products

Test Report Prepared for
Cooper Lighting Solutions
(formerly Eaton)

Brand: McGRAW-EDISON

Report Number: P227318

Luminaire Tested: **ISW-AF-450-LED-E1-SLR-7050**

Issue Date: 3/3/2020

Test Information

Test Method: LM-79-08
Report Number: P227318
TEST IS SCALED FROM IESNA LM-79-08 TEST DATA (P35948)
Test Lab: INNOVATION CENTER-P3
Issue Date: 3/3/2020
Manufacturer: COOPER LIGHTING SOLUTIONS (FORMERLY EATON)
Product Line: MCGRAW-EDISON
Catalog Number: ISW-AF-450-LED-E1-SLR-7050
Description: IMPACT ELITE LED WEDGE LUMINAIRE
LIGHT SQUARE WITH ACCULED OPTICS-90° SPILL LIGHT ELIMINATOR RIGHT
Light Source: (16) 5000K CCT, 70 CRI LEDs
Ballast/Driver: ELECTRONIC DRIVER

Summary

Lumens per Lamp: N/A
Luminaire Lumens: 2705.1 lumens
Efficiency: N/A
Efficacy: 106.9 lumens/watt
Luminous Opening: Rectangular (W 0.5' x L: 0.5' x H: 0')
IES Classification: Type IV - Short - Non-Cutoff
BUG Rating: B1 - U1 - G1

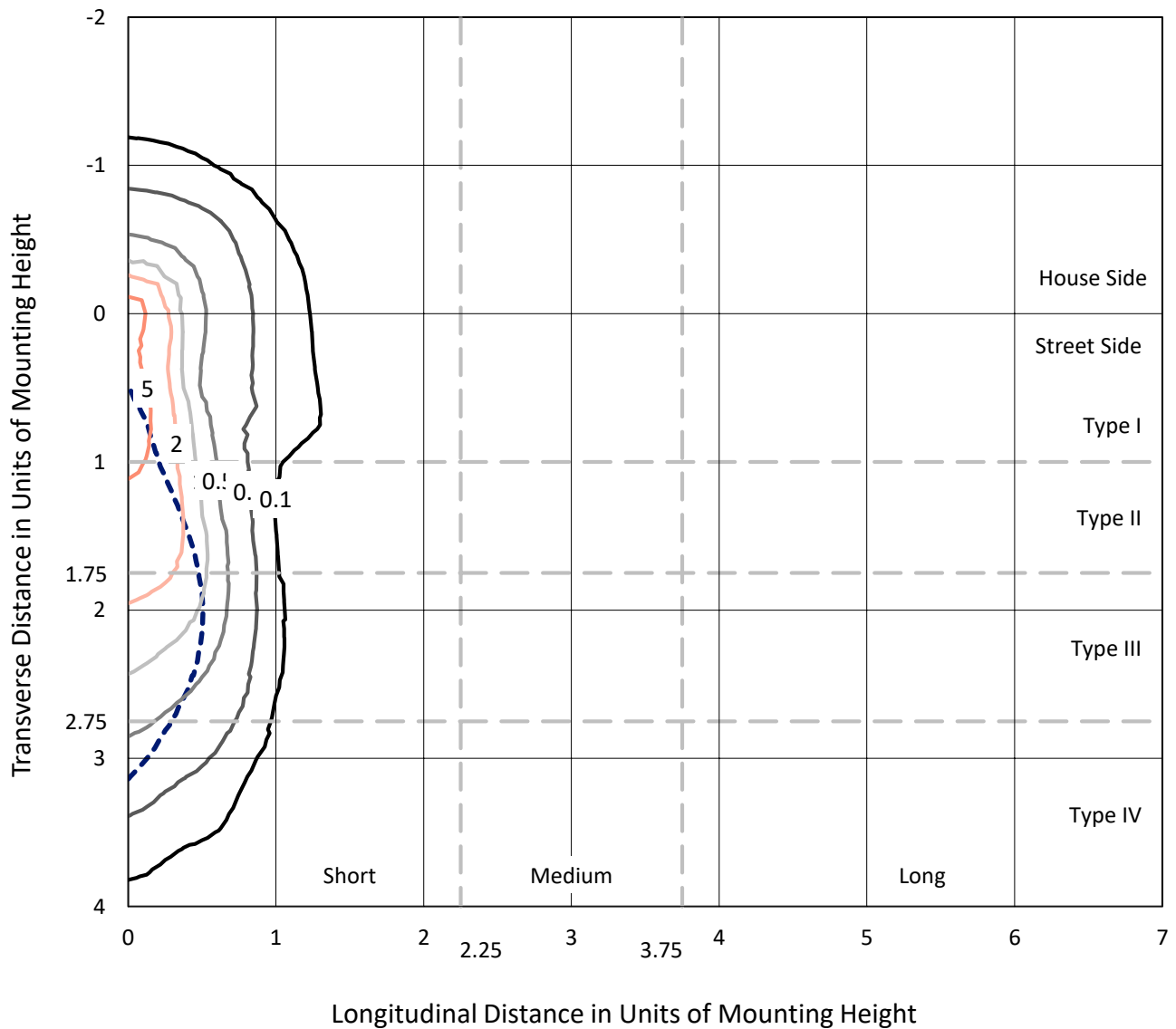
Input Watts (W): 25.31
Input Voltage (V): 120
Input Current (Ain): NR
Voltage Rise (V): NR
Power Factor: NR
Total Harmonic Distortion (THDi): NR
Frequency (hertz): 60
Stabilization Time: NR
Operation Time: NR
Ambient Temperature (°C): NR
Test Distance: 25 FT



REPORT NUMBER: P227318
 CATALOG NUMBER: ISW-AF-450-LED-E1-SLR-7050

Iso-Footcandle Lines of Horizontal Illumination

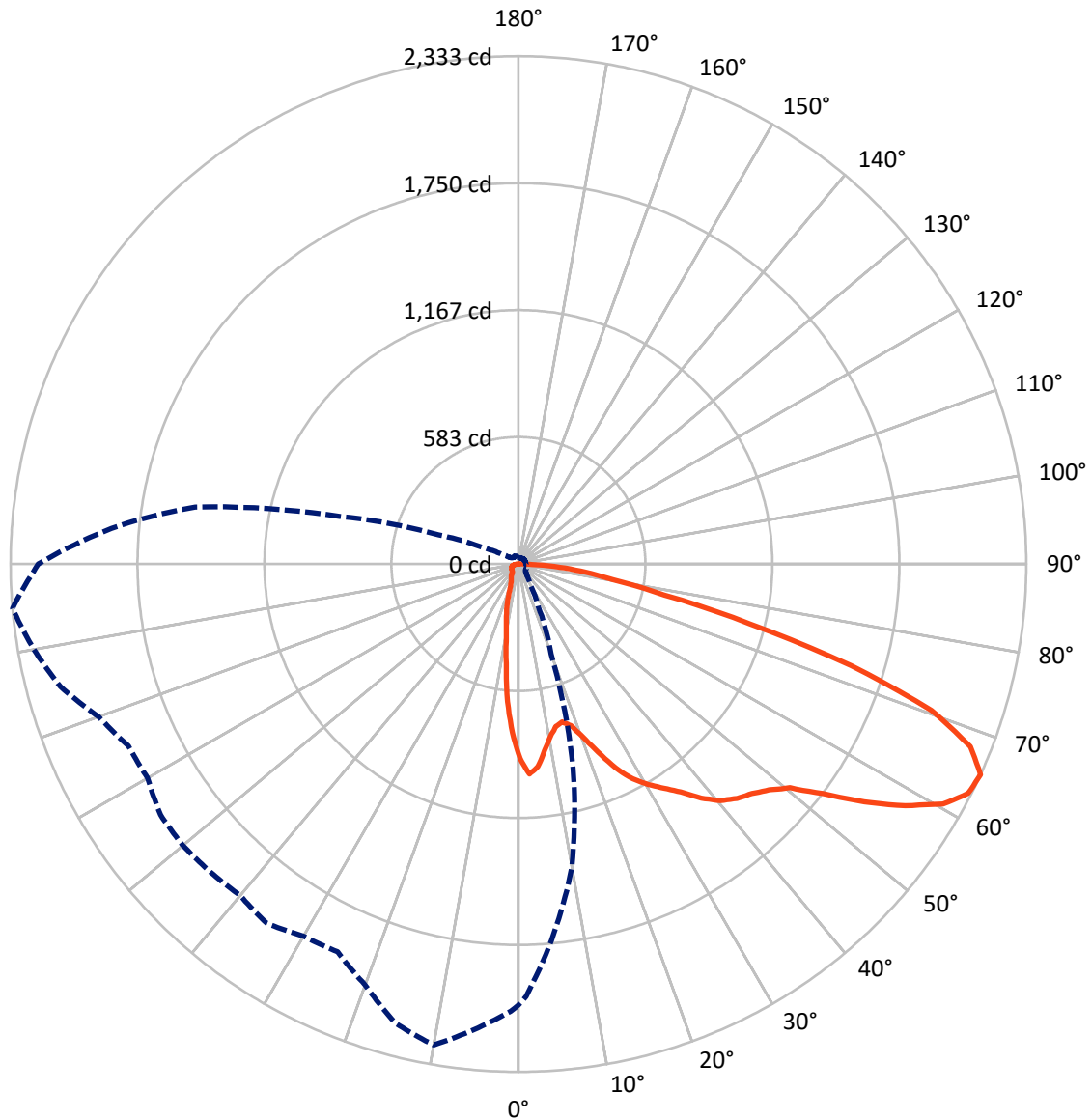
× Max cd
 - - - 1/2 Max cd



Based on 10 foot mounting height. Maximum calculated value = 8.9 fc
 Type IV - Short - Non-Cutoff

REPORT NUMBER: P227318
CATALOG NUMBER: ISW-AF-450-LED-E1-SLR-7050

Luminous Intensity Polar Plot



— Vertical Plane Through 275-Deg Lateral - - - Horizontal Cone Through 65-Deg Vertical

REPORT NUMBER: P227318

CATALOG NUMBER: ISW-AF-450-LED-E1-SLR-7050

FLUX DISTRIBUTION:

		Downward	Upward	Total
House Side	Lumens	464.0	0.0	464.0
	% Fixture	17.2	0.0	17.2
Street Side	Lumens	2241.0	0.1	2241.1
	% Fixture	82.8	0.0	82.8
Total	Lumens	2705.0	0.1	2705.1
	% Fixture	100.0	0.0	100.0

Coefficient of Utilization

ZONAL LUMENS:

Zone	Lumens	% Fixture
0°-10°	66.2	2.4
10°-20°	127.4	4.7
20°-30°	181.7	6.7
30°-40°	263.5	9.7
40°-50°	377.0	13.9
50°-60°	578.8	21.4
60°-70°	670.0	24.8
70°-80°	341.8	12.6
80°-90°	98.6	3.6
90°-100°	0.1	0.0
100°-110°	0.0	0.0
110°-120°	0.0	0.0
120°-130°	0.0	0.0
130°-140°	0.0	0.0
140°-150°	0.0	0.0
150°-160°	0.0	0.0
160°-170°	0.0	0.0
170°-180°	0.0	0.0
0°-90°	2705.0	100.0
0°-180°	2705.1	100.0



REPORT NUMBER: P227318

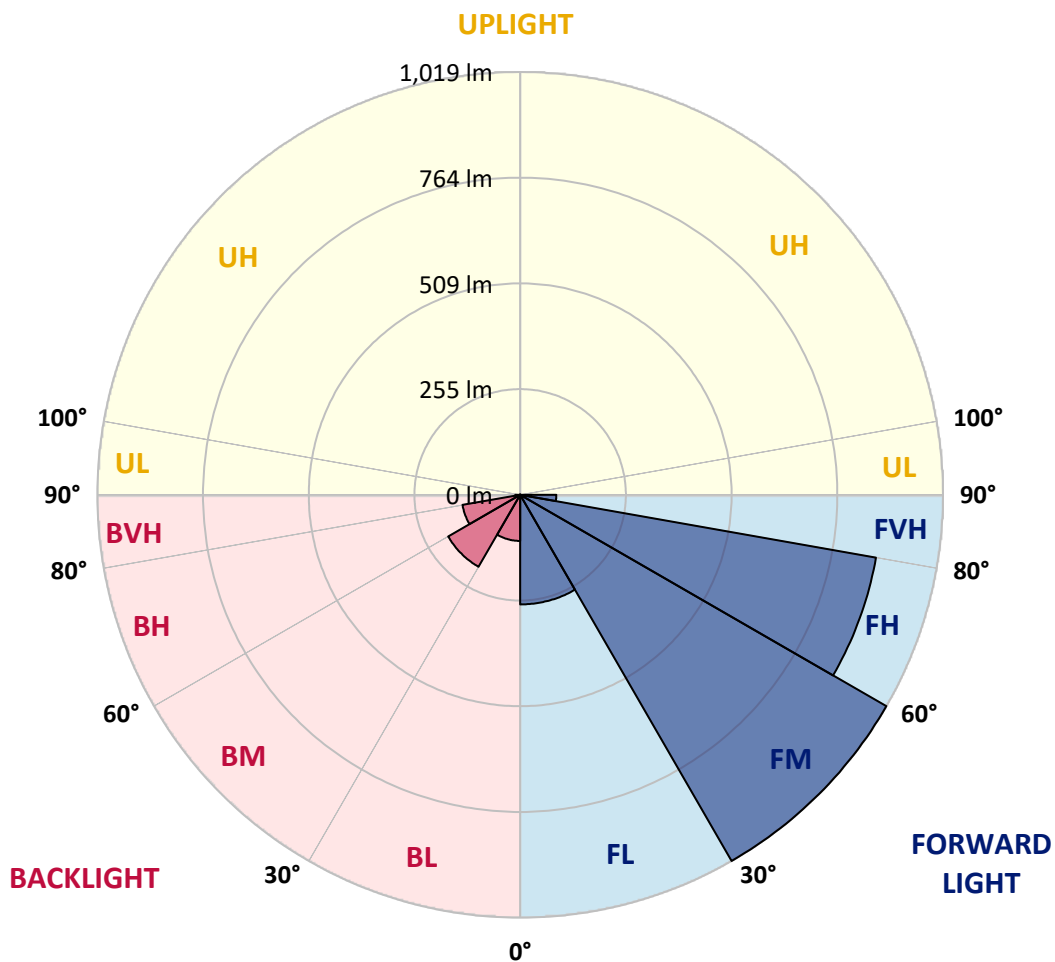
CATALOG NUMBER: ISW-AF-450-LED-E1-SLR-7050

LUMINAIRE CLASSIFICATION SYSTEM LUMEN TABLE AND BUG RATING:

Zone		Lumens	% Fixture	Zone Rating/Lumen Limit		
				B	U	G
FL	(0°-30°)	264.2	9.8			
FM	(30°-60°)	1019.0	37.7			
FH	(60°-80°)	870.6	32.2			G1/1800
FVH	(80°-90°)	87.2	3.2			G1/100
BL	(0°-30°)	111.1	4.1	B1/500		
BM	(30°-60°)	200.4	7.4	B0/220		
BH	(60°-80°)	141.1	5.2	B1/500		G1/500
BVH	(80°-90°)	11.5	0.4			G1/100
UL	(90°-100°)	0.1	0.0		U1/10	
UH	(100°-180°)	0.0	0.0		U1/10	

BUG Rating: B1-U1-G1

Type IV Short





REPORT NUMBER: P227318

CATALOG NUMBER: ISW-AF-450-LED-E1-SLR-7050

CANDELA DISTRIBUTION (FULL):

	0°	1°	5°	10°	15°	20°	25°	30°	35°	40°	45°
0°	893.7	893.7	893.7	893.7	893.7	893.7	893.7	893.7	893.7	893.7	893.7
2.5°	925.1	919.6	912.8	901.0	890.5	875.5	871.8	853.2	841.3	844.0	822.6
5°	868.6	865.4	848.6	822.2	804.9	770.7	751.2	741.2	712.9	709.3	701.6
7.5°	789.4	779.9	752.5	719.8	690.2	665.1	633.7	609.6	588.2	575.0	551.8
10°	721.6	711.6	682.0	641.9	606.4	571.3	545.9	514.4	483.9	460.3	441.6
12.5°	688.8	677.9	643.3	596.8	557.2	513.5	477.6	446.6	429.8	417.9	402.4
15°	701.6	685.6	644.2	588.6	539.5	493.0	454.8	421.6	401.5	383.3	365.1
17.5°	753.0	733.4	686.1	619.1	550.9	490.8	436.1	398.3	366.5	339.2	314.6
20°	841.3	826.7	758.0	664.2	575.4	492.1	420.2	370.6	331.9	297.3	264.5
22.5°	944.7	922.8	855.4	725.2	606.9	500.3	410.2	347.4	301.4	254.9	219.4
25°	1053.0	1036.2	946.9	807.2	655.1	517.2	402.4	326.9	265.4	214.0	174.8
27.5°	1140.4	1125.4	1037.1	885.9	699.3	531.7	391.1	307.3	236.7	174.8	131.6
30°	1211.9	1199.1	1106.7	950.6	753.0	536.7	375.1	284.5	204.9	141.1	108.8
32.5°	1292.0	1277.9	1173.7	995.6	777.1	532.2	356.9	263.1	179.4	124.7	93.3
35°	1379.9	1363.5	1248.3	1044.4	797.2	516.3	341.4	247.7	167.1	113.4	82.9
37.5°	1458.2	1447.7	1315.7	1092.6	819.9	489.9	326.4	230.8	158.9	105.2	74.7
40°	1519.2	1516.5	1390.4	1132.7	837.7	470.7	314.1	217.6	148.4	102.0	71.9
42.5°	1568.4	1567.4	1451.4	1168.6	842.2	453.9	304.6	205.8	138.9	94.2	73.3
45°	1615.7	1615.3	1510.5	1218.7	845.4	454.8	297.3	198.5	130.7	89.2	69.2
47.5°	1660.8	1667.6	1572.5	1288.4	879.1	470.3	294.6	191.7	124.3	83.8	65.6
50°	1736.3	1729.5	1670.3	1382.6	933.3	500.3	290.0	185.7	118.4	78.8	61.9
52.5°	1879.8	1872.0	1819.2	1508.7	992.5	531.3	284.1	177.6	111.5	73.3	57.8
55°	2055.0	2065.5	1992.2	1662.1	1073.0	557.2	277.7	166.6	102.4	66.9	55.1
57.5°	2157.9	2149.3	2065.5	1750.5	1122.7	570.4	273.6	153.9	88.3	61.5	52.4
59°	2182.0	2167.5	2053.2	1765.5	1135.9	564.1	271.3	141.6	81.0	58.7	51.0
60°	2179.8	2162.0	2033.6	1755.9	1139.5	556.3	267.7	134.3	76.9	57.4	50.5
62.5°	2132.9	2105.1	1922.5	1640.3	1088.5	517.6	252.7	117.0	71.5	55.5	47.8
65°	2026.3	1987.2	1735.9	1414.5	971.5	440.7	218.5	110.6	72.8	54.6	46.0
67.5°	1842.4	1811.0	1496.0	1170.5	774.4	356.0	188.9	107.9	74.7	55.5	43.2
70°	1498.7	1471.8	1167.3	876.4	580.0	283.2	171.6	106.5	73.3	53.3	41.0
72.5°	1057.1	1010.7	775.8	613.7	367.8	227.6	148.9	100.6	71.5	51.4	37.3
75°	643.3	651.9	493.0	447.1	232.2	156.2	117.0	84.7	63.3	46.0	33.7
77.5°	424.3	423.8	363.8	315.5	117.9	97.0	82.9	65.1	49.6	37.8	29.1
80°	287.7	290.9	264.0	215.3	65.6	58.3	54.2	47.3	36.4	28.7	24.1
82.5°	177.1	177.6	204.4	161.2	43.7	36.9	34.6	31.9	25.9	22.3	18.7
85°	61.5	62.8	71.5	113.8	29.6	24.1	24.1	22.3	19.6	15.0	12.3
87.5°	26.4	25.9	31.0	31.0	14.6	12.3	11.4	11.4	10.9	8.2	6.8
90°	1.8	1.4	1.4	1.8	2.3	3.2	2.7	3.2	3.2	2.7	1.8
92.5°	0.0	0.0	0.0	0.0	0.0	0.0	0.0	0.0	0.0	0.0	0.0
95°	0.0	0.0	0.0	0.0	0.0	0.0	0.0	0.0	0.0	0.0	0.0
97.5°	0.0	0.0	0.0	0.0	0.0	0.0	0.0	0.0	0.0	0.0	0.0
100°	0.0	0.0	0.0	0.0	0.0	0.0	0.0	0.0	0.0	0.0	0.0
102.5°	0.0	0.0	0.0	0.0	0.0	0.0	0.0	0.0	0.0	0.0	0.0
105°	0.0	0.0	0.0	0.0	0.0	0.0	0.0	0.0	0.0	0.0	0.0
107.5°	0.0	0.0	0.0	0.0	0.0	0.0	0.0	0.0	0.0	0.0	0.0



REPORT NUMBER: P227318

CATALOG NUMBER: ISW-AF-450-LED-E1-SLR-7050

CANDELA DISTRIBUTION (continued):

	0°	1°	5°	10°	15°	20°	25°	30°	35°	40°	45°
110°	0.0	0.0	0.0	0.0	0.0	0.0	0.0	0.0	0.0	0.0	0.0
112.5°	0.0	0.0	0.0	0.0	0.0	0.0	0.0	0.0	0.0	0.0	0.0
115°	0.0	0.0	0.0	0.0	0.0	0.0	0.0	0.0	0.0	0.0	0.0
117.5°	0.0	0.0	0.0	0.0	0.0	0.0	0.0	0.0	0.0	0.0	0.0
120°	0.0	0.0	0.0	0.0	0.0	0.0	0.0	0.0	0.0	0.0	0.0
122.5°	0.0	0.0	0.0	0.0	0.0	0.0	0.0	0.0	0.0	0.0	0.0
125°	0.0	0.0	0.0	0.0	0.0	0.0	0.0	0.0	0.0	0.0	0.0
127.5°	0.0	0.0	0.0	0.0	0.0	0.0	0.0	0.0	0.0	0.0	0.0
130°	0.0	0.0	0.0	0.0	0.0	0.0	0.0	0.0	0.0	0.0	0.0
132.5°	0.0	0.0	0.0	0.0	0.0	0.0	0.0	0.0	0.0	0.0	0.0
135°	0.0	0.0	0.0	0.0	0.0	0.0	0.0	0.0	0.0	0.0	0.0
137.5°	0.0	0.0	0.0	0.0	0.0	0.0	0.0	0.0	0.0	0.0	0.0
140°	0.0	0.0	0.0	0.0	0.0	0.0	0.0	0.0	0.0	0.0	0.0
142.5°	0.0	0.0	0.0	0.0	0.0	0.0	0.0	0.0	0.0	0.0	0.0
145°	0.0	0.0	0.0	0.0	0.0	0.0	0.0	0.0	0.0	0.0	0.0
147.5°	0.0	0.0	0.0	0.0	0.0	0.0	0.0	0.0	0.0	0.0	0.0
150°	0.0	0.0	0.0	0.0	0.0	0.0	0.0	0.0	0.0	0.0	0.0
152.5°	0.0	0.0	0.0	0.0	0.0	0.0	0.0	0.0	0.0	0.0	0.0
155°	0.0	0.0	0.0	0.0	0.0	0.0	0.0	0.0	0.0	0.0	0.0
157.5°	0.0	0.0	0.0	0.0	0.0	0.0	0.0	0.0	0.0	0.0	0.0
160°	0.0	0.0	0.0	0.0	0.0	0.0	0.0	0.0	0.0	0.0	0.0
162.5°	0.0	0.0	0.0	0.0	0.0	0.0	0.0	0.0	0.0	0.0	0.0
165°	0.0	0.0	0.0	0.0	0.0	0.0	0.0	0.0	0.0	0.0	0.0
167.5°	0.0	0.0	0.0	0.0	0.0	0.0	0.0	0.0	0.0	0.0	0.0
170°	0.0	0.0	0.0	0.0	0.0	0.0	0.0	0.0	0.0	0.0	0.0
172.5°	0.0	0.0	0.0	0.0	0.0	0.0	0.0	0.0	0.0	0.0	0.0
175°	0.0	0.0	0.0	0.0	0.0	0.0	0.0	0.0	0.0	0.0	0.0
177.5°	0.0	0.0	0.0	0.0	0.0	0.0	0.0	0.0	0.0	0.0	0.0
180°	0.0	0.0	0.0	0.0	0.0	0.0	0.0	0.0	0.0	0.0	0.0



REPORT NUMBER: P227318

CATALOG NUMBER: ISW-AF-450-LED-E1-SLR-7050

CANDELA DISTRIBUTION (continued):

	50°	55°	60°	65°	70°	75°	80°	85°	90°	95°	100°
0°	893.7	893.7	893.7	893.7	893.7	893.7	893.7	893.7	893.7	893.7	893.7
2.5°	816.3	811.3	797.2	793.5	798.1	789.0	786.7	784.4	767.6	776.2	766.2
5°	682.4	681.1	652.4	658.3	652.4	642.4	638.3	647.8	631.0	634.6	636.9
7.5°	524.5	519.0	499.9	487.1	479.4	472.6	463.9	449.8	460.7	458.4	475.7
10°	425.7	413.8	402.0	384.2	374.2	364.7	354.6	349.2	336.4	335.1	329.2
12.5°	390.2	373.3	358.3	342.8	332.3	313.2	297.3	287.3	279.1	266.3	256.8
15°	342.8	328.7	309.1	294.1	277.7	260.4	244.9	232.2	226.3	214.4	209.0
17.5°	295.0	273.6	249.9	234.9	212.1	194.4	181.6	173.5	164.8	157.5	151.1
20°	237.6	209.9	184.4	165.3	147.5	130.2	124.3	114.3	110.6	107.9	110.2
22.5°	180.7	152.1	125.7	111.1	101.5	97.0	92.0	90.1	88.8	88.3	89.2
25°	132.5	108.4	95.6	90.1	86.5	83.8	81.9	80.6	79.7	79.2	79.7
27.5°	102.4	89.7	83.3	79.7	76.9	75.1	74.2	72.8	72.4	71.9	72.4
30°	88.8	81.9	77.4	73.8	70.6	67.4	66.0	65.6	66.0	66.5	66.0
32.5°	77.4	72.4	67.4	64.2	61.9	60.1	60.1	59.2	59.2	60.5	61.0
35°	70.1	65.1	61.5	57.4	54.6	52.8	51.4	50.5	51.0	51.0	52.4
37.5°	64.2	60.5	57.4	53.7	51.0	49.2	48.3	47.3	46.9	46.4	46.4
40°	60.1	57.8	55.1	51.4	48.7	46.9	46.0	45.1	44.6	44.2	44.2
42.5°	60.1	55.5	53.7	50.5	47.3	45.5	44.2	43.2	42.3	42.3	42.3
45°	66.0	56.9	53.7	50.1	46.9	44.6	43.2	41.9	41.0	41.0	40.5
47.5°	64.2	63.7	54.6	50.1	47.3	44.6	42.8	41.4	40.5	40.1	39.6
50°	61.0	66.5	61.0	51.4	47.3	44.2	42.3	41.0	39.6	39.2	39.2
52.5°	59.2	61.9	63.3	53.3	47.8	44.2	41.9	40.5	39.6	38.7	38.2
55°	54.6	58.3	60.5	52.4	47.8	43.2	41.0	39.6	38.2	37.8	37.3
57.5°	50.1	52.8	58.3	52.4	46.4	42.8	40.1	38.2	37.3	36.9	36.4
59°	48.7	48.7	51.9	53.7	45.5	42.3	39.6	37.8	36.9	36.4	35.5
60°	47.3	47.3	49.2	55.1	45.1	41.9	39.2	37.3	36.0	36.0	35.5
62.5°	45.5	44.2	45.1	51.4	43.7	41.0	38.2	36.4	35.1	35.1	34.6
65°	43.2	41.4	41.4	42.8	41.0	39.2	37.3	35.5	33.7	33.7	34.1
67.5°	41.0	39.2	38.7	38.7	37.8	37.3	35.5	33.7	32.8	32.8	32.8
70°	37.8	36.4	36.0	35.1	35.1	34.6	33.2	31.9	31.0	31.4	31.0
72.5°	34.1	33.2	32.3	32.3	31.9	31.4	30.0	29.1	28.7	29.1	29.1
75°	30.5	29.1	29.1	28.2	28.2	27.8	26.4	25.9	25.5	25.9	26.4
77.5°	25.9	25.0	24.6	24.6	24.6	24.6	22.8	22.3	22.3	23.2	23.2
80°	21.4	20.9	20.5	20.5	20.5	20.0	19.1	18.7	18.7	19.1	19.6
82.5°	16.4	15.5	15.5	15.9	16.4	16.4	15.0	14.1	14.1	15.0	15.9
85°	10.9	10.9	10.9	11.4	11.4	11.8	10.9	9.6	10.0	10.5	11.8
87.5°	5.9	6.4	5.9	5.5	6.4	5.9	5.9	5.5	5.9	6.4	6.8
90°	1.8	1.8	1.4	0.9	0.5	0.9	0.9	1.4	0.5	0.5	0.9
92.5°	0.0	0.0	0.0	0.0	0.0	0.0	0.0	0.0	0.0	0.0	0.0
95°	0.0	0.0	0.0	0.0	0.0	0.0	0.0	0.0	0.0	0.0	0.0
97.5°	0.0	0.0	0.0	0.0	0.0	0.0	0.0	0.0	0.0	0.0	0.0
100°	0.0	0.0	0.0	0.0	0.0	0.0	0.0	0.0	0.0	0.0	0.0
102.5°	0.0	0.0	0.0	0.0	0.0	0.0	0.0	0.0	0.0	0.0	0.0
105°	0.0	0.0	0.0	0.0	0.0	0.0	0.0	0.0	0.0	0.0	0.0
107.5°	0.0	0.0	0.0	0.0	0.0	0.0	0.0	0.0	0.0	0.0	0.0



REPORT NUMBER: P227318

CATALOG NUMBER: ISW-AF-450-LED-E1-SLR-7050

CANDELA DISTRIBUTION (continued):

	50°	55°	60°	65°	70°	75°	80°	85°	90°	95°	100°
110°	0.0	0.0	0.0	0.0	0.0	0.0	0.0	0.0	0.0	0.0	0.0
112.5°	0.0	0.0	0.0	0.0	0.0	0.0	0.0	0.0	0.0	0.0	0.0
115°	0.0	0.0	0.0	0.0	0.0	0.0	0.0	0.0	0.0	0.0	0.0
117.5°	0.0	0.0	0.0	0.0	0.0	0.0	0.0	0.0	0.0	0.0	0.0
120°	0.0	0.0	0.0	0.0	0.0	0.0	0.0	0.0	0.0	0.0	0.0
122.5°	0.0	0.0	0.0	0.0	0.0	0.0	0.0	0.0	0.0	0.0	0.0
125°	0.0	0.0	0.0	0.0	0.0	0.0	0.0	0.0	0.0	0.0	0.0
127.5°	0.0	0.0	0.0	0.0	0.0	0.0	0.0	0.0	0.0	0.0	0.0
130°	0.0	0.0	0.0	0.0	0.0	0.0	0.0	0.0	0.0	0.0	0.0
132.5°	0.0	0.0	0.0	0.0	0.0	0.0	0.0	0.0	0.0	0.0	0.0
135°	0.0	0.0	0.0	0.0	0.0	0.0	0.0	0.0	0.0	0.0	0.0
137.5°	0.0	0.0	0.0	0.0	0.0	0.0	0.0	0.0	0.0	0.0	0.0
140°	0.0	0.0	0.0	0.0	0.0	0.0	0.0	0.0	0.0	0.0	0.0
142.5°	0.0	0.0	0.0	0.0	0.0	0.0	0.0	0.0	0.0	0.0	0.0
145°	0.0	0.0	0.0	0.0	0.0	0.0	0.0	0.0	0.0	0.0	0.0
147.5°	0.0	0.0	0.0	0.0	0.0	0.0	0.0	0.0	0.0	0.0	0.0
150°	0.0	0.0	0.0	0.0	0.0	0.0	0.0	0.0	0.0	0.0	0.0
152.5°	0.0	0.0	0.0	0.0	0.0	0.0	0.0	0.0	0.0	0.0	0.0
155°	0.0	0.0	0.0	0.0	0.0	0.0	0.0	0.0	0.0	0.0	0.0
157.5°	0.0	0.0	0.0	0.0	0.0	0.0	0.0	0.0	0.0	0.0	0.0
160°	0.0	0.0	0.0	0.0	0.0	0.0	0.0	0.0	0.0	0.0	0.0
162.5°	0.0	0.0	0.0	0.0	0.0	0.0	0.0	0.0	0.0	0.0	0.0
165°	0.0	0.0	0.0	0.0	0.0	0.0	0.0	0.0	0.0	0.0	0.0
167.5°	0.0	0.0	0.0	0.0	0.0	0.0	0.0	0.0	0.0	0.0	0.0
170°	0.0	0.0	0.0	0.0	0.0	0.0	0.0	0.0	0.0	0.0	0.0
172.5°	0.0	0.0	0.0	0.0	0.0	0.0	0.0	0.0	0.0	0.0	0.0
175°	0.0	0.0	0.0	0.0	0.0	0.0	0.0	0.0	0.0	0.0	0.0
177.5°	0.0	0.0	0.0	0.0	0.0	0.0	0.0	0.0	0.0	0.0	0.0
180°	0.0	0.0	0.0	0.0	0.0	0.0	0.0	0.0	0.0	0.0	0.0



REPORT NUMBER: P227318

CATALOG NUMBER: ISW-AF-450-LED-E1-SLR-7050

CANDELA DISTRIBUTION (continued):

	105°	110°	115°	120°	125°	130°	135°	140°	145°	150°	155°
0°	893.7	893.7	893.7	893.7	893.7	893.7	893.7	893.7	893.7	893.7	893.7
2.5°	775.3	767.6	763.5	779.4	778.0	764.4	764.4	773.9	774.4	766.2	775.8
5°	639.6	631.9	639.2	632.8	636.4	636.0	641.5	631.4	635.5	631.9	623.2
7.5°	474.4	489.9	498.1	487.6	500.8	507.6	498.1	507.6	492.6	480.3	492.1
10°	326.4	343.7	340.5	357.4	363.8	367.4	374.2	365.6	355.1	351.9	343.3
12.5°	253.1	249.5	248.1	254.9	259.0	253.1	258.1	252.7	247.2	237.6	237.2
15°	198.0	192.1	188.0	180.3	177.6	178.9	181.2	181.2	170.3	170.7	174.8
17.5°	150.2	148.9	145.7	139.3	135.2	136.6	136.1	133.8	132.5	133.4	138.4
20°	112.9	111.5	113.4	115.2	113.8	114.3	112.4	110.2	109.3	110.2	111.1
22.5°	89.2	91.1	93.3	96.1	96.5	98.8	98.3	98.8	97.0	96.1	93.8
25°	81.5	82.4	81.0	81.5	81.5	83.8	83.3	83.3	81.5	81.0	81.5
27.5°	71.9	71.5	71.5	72.4	72.4	73.8	74.7	73.8	71.9	71.5	71.9
30°	66.5	66.0	65.6	66.0	65.6	66.0	66.9	66.9	66.0	64.6	65.1
32.5°	61.0	61.0	60.5	61.0	60.5	60.5	61.5	60.1	60.1	59.6	59.6
35°	53.7	54.6	55.5	56.0	56.0	56.0	56.9	55.5	55.1	54.6	54.6
37.5°	46.4	47.3	50.1	51.4	51.9	52.8	53.3	52.4	51.4	50.5	49.6
40°	44.2	44.2	45.1	46.9	48.7	49.2	50.1	48.7	48.3	46.9	45.5
42.5°	42.3	42.8	42.8	43.2	43.7	44.6	46.0	44.6	43.7	42.8	41.4
45°	41.0	41.0	41.0	41.0	40.5	40.5	41.0	40.1	39.6	39.2	39.2
47.5°	40.1	39.6	39.2	38.7	38.2	37.8	37.8	36.9	36.9	36.9	36.9
50°	39.2	38.2	37.8	37.3	36.4	36.4	36.4	35.5	35.1	35.1	35.5
52.5°	37.8	37.3	36.9	36.4	36.0	35.5	35.5	34.6	34.1	34.1	34.1
55°	37.3	36.9	36.0	35.5	35.1	35.5	35.1	34.6	33.7	33.7	33.7
57.5°	36.0	36.4	36.0	35.1	35.1	35.1	35.1	34.1	33.7	32.8	33.2
59°	35.5	36.0	35.5	35.1	34.6	35.1	35.1	33.7	33.2	32.8	32.8
60°	35.1	35.5	35.1	34.6	34.6	35.1	34.6	34.1	33.2	31.9	32.3
62.5°	34.6	34.6	34.1	34.1	33.7	34.1	33.7	32.8	31.9	31.0	30.5
65°	33.7	33.7	33.2	33.2	32.8	32.8	32.8	31.9	31.0	30.0	30.0
67.5°	33.2	32.8	32.3	32.3	31.9	31.9	31.9	31.0	29.6	29.1	28.7
70°	31.4	31.0	31.0	30.5	30.0	30.5	31.0	29.6	28.2	27.3	26.9
72.5°	29.6	29.1	29.1	28.7	28.7	29.1	29.6	28.2	26.4	25.5	25.0
75°	26.9	26.4	26.4	26.4	26.4	27.3	27.3	25.9	24.6	23.2	22.3
77.5°	23.2	23.7	23.7	23.7	23.7	24.6	24.6	23.7	22.3	21.4	20.0
80°	20.0	20.0	20.5	20.5	20.9	20.9	20.5	20.0	19.6	18.7	16.8
82.5°	16.8	16.8	16.8	16.8	16.8	16.4	15.5	16.4	16.4	15.5	14.1
85°	13.2	13.2	13.2	13.7	13.7	12.3	10.9	10.9	12.3	11.8	10.9
87.5°	7.7	7.7	8.2	9.6	8.6	8.2	6.8	7.3	6.8	7.7	6.4
90°	1.8	1.4	1.4	0.5	0.9	0.0	0.0	0.0	0.0	0.0	0.0
92.5°	0.0	0.0	0.0	0.0	0.0	0.0	0.0	0.0	0.0	0.0	0.0
95°	0.0	0.0	0.0	0.0	0.0	0.0	0.0	0.0	0.0	0.0	0.0
97.5°	0.0	0.0	0.0	0.0	0.0	0.0	0.0	0.0	0.0	0.0	0.0
100°	0.0	0.0	0.0	0.0	0.0	0.0	0.0	0.0	0.0	0.0	0.0
102.5°	0.0	0.0	0.0	0.0	0.0	0.0	0.0	0.0	0.0	0.0	0.0
105°	0.0	0.0	0.0	0.0	0.0	0.0	0.0	0.0	0.0	0.0	0.0
107.5°	0.0	0.0	0.0	0.0	0.0	0.0	0.0	0.0	0.0	0.0	0.0



REPORT NUMBER: P227318
 CATALOG NUMBER: ISW-AF-450-LED-E1-SLR-7050

REPORT N
 CATALOG

CANDELA DISTRIBUTION (continued):

CANDELA

	105°	110°	115°	120°	125°	130°	135°	140°	145°	150°	155°	
110°	0.0	0.0	0.0	0.0	0.0	0.0	0.0	0.0	0.0	0.0	0.0	0°
112.5°	0.0	0.0	0.0	0.0	0.0	0.0	0.0	0.0	0.0	0.0	0.0	2.5°
115°	0.0	0.0	0.0	0.0	0.0	0.0	0.0	0.0	0.0	0.0	0.0	5°
117.5°	0.0	0.0	0.0	0.0	0.0	0.0	0.0	0.0	0.0	0.0	0.0	7.5°
120°	0.0	0.0	0.0	0.0	0.0	0.0	0.0	0.0	0.0	0.0	0.0	10°
122.5°	0.0	0.0	0.0	0.0	0.0	0.0	0.0	0.0	0.0	0.0	0.0	12.5°
125°	0.0	0.0	0.0	0.0	0.0	0.0	0.0	0.0	0.0	0.0	0.0	15°
127.5°	0.0	0.0	0.0	0.0	0.0	0.0	0.0	0.0	0.0	0.0	0.0	17.5°
130°	0.0	0.0	0.0	0.0	0.0	0.0	0.0	0.0	0.0	0.0	0.0	20°
132.5°	0.0	0.0	0.0	0.0	0.0	0.0	0.0	0.0	0.0	0.0	0.0	22.5°
135°	0.0	0.0	0.0	0.0	0.0	0.0	0.0	0.0	0.0	0.0	0.0	25°
137.5°	0.0	0.0	0.0	0.0	0.0	0.0	0.0	0.0	0.0	0.0	0.0	27.5°
140°	0.0	0.0	0.0	0.0	0.0	0.0	0.0	0.0	0.0	0.0	0.0	30°
142.5°	0.0	0.0	0.0	0.0	0.0	0.0	0.0	0.0	0.0	0.0	0.0	32.5°
145°	0.0	0.0	0.0	0.0	0.0	0.0	0.0	0.0	0.0	0.0	0.0	35°
147.5°	0.0	0.0	0.0	0.0	0.0	0.0	0.0	0.0	0.0	0.0	0.0	37.5°
150°	0.0	0.0	0.0	0.0	0.0	0.0	0.0	0.0	0.0	0.0	0.0	40°
152.5°	0.0	0.0	0.0	0.0	0.0	0.0	0.0	0.0	0.0	0.0	0.0	42.5°
155°	0.0	0.0	0.0	0.0	0.0	0.0	0.0	0.0	0.0	0.0	0.0	45°
157.5°	0.0	0.0	0.0	0.0	0.0	0.0	0.0	0.0	0.0	0.0	0.0	47.5°
160°	0.0	0.0	0.0	0.0	0.0	0.0	0.0	0.0	0.0	0.0	0.0	50°
162.5°	0.0	0.0	0.0	0.0	0.0	0.0	0.0	0.0	0.0	0.0	0.0	52.5°
165°	0.0	0.0	0.0	0.0	0.0	0.0	0.0	0.0	0.0	0.0	0.0	55°
167.5°	0.0	0.0	0.0	0.0	0.0	0.0	0.0	0.0	0.0	0.0	0.0	57.5°
170°	0.0	0.0	0.0	0.0	0.0	0.0	0.0	0.0	0.0	0.0	0.0	59°
172.5°	0.0	0.0	0.0	0.0	0.0	0.0	0.0	0.0	0.0	0.0	0.0	60°
175°	0.0	0.0	0.0	0.0	0.0	0.0	0.0	0.0	0.0	0.0	0.0	62.5°
177.5°	0.0	0.0	0.0	0.0	0.0	0.0	0.0	0.0	0.0	0.0	0.0	65°
180°	0.0	0.0	0.0	0.0	0.0	0.0	0.0	0.0	0.0	0.0	0.0	67.5°
												70°
												72.5°
												75°
												77.5°
												80°
												82.5°
												85°
												87.5°
												90°
												92.5°
												95°
												97.5°
												100°
												102.5°
												105°
												107.5°



NUMBER: P227318
 NUMBER: ISW-AF-450-LED-E1-SLR-7050

REPORT NUMBER: P
 CATALOG NUMBER:

DISTRIBUTION (continued):

CANDELA DISTRIBUTION:

160°	165°	170°	175°	180°	185°	190°	195°	200°	205°	210°	110°	160°
893.7	893.7	893.7	893.7	893.7	893.7	893.7	893.7	893.7	893.7	893.7	110°	0.0
776.7	778.5	782.6	781.2	796.2	791.7	802.2	816.3	829.5	823.1	824.9	112.5°	0.0
638.7	641.0	623.7	634.2	649.7	643.3	641.0	661.9	656.9	680.6	661.0	115°	0.0
473.0	467.5	459.4	455.3	443.9	443.9	465.3	474.8	473.5	489.9	506.7	117.5°	0.0
332.3	326.0	315.9	313.2	324.6	330.1	339.6	349.2	361.9	380.6	391.5	120°	0.0
244.0	241.7	244.0	250.8	261.3	269.1	283.6	300.5	314.6	329.6	344.2	122.5°	0.0
184.4	188.9	194.8	199.4	207.6	222.2	229.9	248.6	261.3	274.5	291.4	125°	0.0
143.4	146.1	147.5	149.3	156.2	166.6	166.6	185.7	202.6	219.9	234.0	127.5°	0.0
109.3	109.3	104.7	107.4	108.4	107.4	112.9	123.8	134.8	146.1	168.4	130°	0.0
91.5	88.8	87.4	87.0	87.4	89.2	92.4	96.5	98.3	103.3	112.0	132.5°	0.0
81.0	80.6	79.2	79.2	80.1	80.6	83.8	87.4	88.3	89.7	92.9	135°	0.0
71.5	72.4	73.8	73.3	73.8	74.7	76.9	80.1	81.9	82.4	84.7	137.5°	0.0
64.6	65.6	66.0	67.4	67.4	67.8	69.7	72.8	74.2	76.5	78.8	140°	0.0
60.1	60.5	61.0	60.5	61.0	61.0	63.3	66.5	68.3	69.7	71.0	142.5°	0.0
55.1	54.6	54.6	54.6	53.3	52.8	53.7	56.9	57.4	58.7	61.9	145°	0.0
49.2	47.8	46.9	46.9	46.9	47.3	49.6	52.8	53.3	54.6	57.4	147.5°	0.0
43.7	43.2	43.2	43.7	44.2	45.1	46.9	50.1	50.5	51.9	54.2	150°	0.0
41.0	41.0	41.0	41.4	41.9	42.3	44.6	47.8	48.7	50.1	52.8	152.5°	0.0
39.2	39.6	39.2	39.2	39.6	40.5	42.8	46.4	47.8	49.2	51.9	155°	0.0
37.8	37.8	37.8	38.2	38.2	39.2	41.9	45.5	46.4	48.3	52.4	157.5°	0.0
36.0	36.9	36.4	36.9	37.3	38.2	41.0	44.6	46.0	48.7	53.3	160°	0.0
35.1	35.1	35.1	35.5	36.4	36.9	39.2	43.2	45.1	48.7	56.0	162.5°	0.0
34.6	33.7	33.7	34.1	35.1	36.0	38.2	42.3	44.6	48.3	55.5	165°	0.0
34.1	32.8	32.3	32.8	33.7	34.1	36.9	41.0	44.2	46.9	53.7	167.5°	0.0
32.8	31.9	31.4	31.9	32.8	33.7	36.0	40.1	42.3	46.0	51.4	170°	0.0
32.3	31.0	31.0	31.4	32.3	32.8	35.1	39.2	41.4	46.4	52.8	172.5°	0.0
30.5	30.0	30.0	30.5	30.5	31.4	34.1	38.2	40.1	47.3	44.2	175°	0.0
29.1	29.1	29.1	29.1	29.6	30.0	33.2	37.3	38.2	41.0	37.8	177.5°	0.0
28.2	28.2	28.2	28.2	28.2	29.1	31.9	36.0	36.4	36.0	34.6	180°	0.0
26.4	26.4	26.4	26.4	26.9	27.3	30.0	33.7	33.7	32.8	32.8		
25.0	24.6	24.6	24.6	24.6	25.0	27.8	31.4	31.0	30.5	30.5		
22.3	22.3	22.3	22.3	22.3	22.3	25.0	28.7	28.2	27.8	27.3		
19.6	19.6	20.0	19.6	19.1	18.7	21.4	25.5	25.5	25.0	24.6		
16.8	16.4	16.8	16.4	15.5	15.5	17.8	21.4	21.9	21.4	20.5		
13.7	13.2	13.2	13.2	11.4	11.4	13.7	17.3	17.3	16.8	15.9		
10.5	10.0	9.6	9.1	7.7	7.7	9.6	12.7	13.2	11.4	10.9		
5.5	5.5	5.5	4.1	3.6	3.2	5.0	7.7	7.7	6.4	5.5		
0.0	0.0	0.0	0.0	0.0	0.0	0.0	0.5	0.0	0.0	0.0		
0.0	0.0	0.0	0.0	0.0	0.0	0.0	0.0	0.0	0.0	0.0		
0.0	0.0	0.0	0.0	0.0	0.0	0.0	0.0	0.0	0.0	0.0		
0.0	0.0	0.0	0.0	0.0	0.0	0.0	0.0	0.0	0.0	0.0		
0.0	0.0	0.0	0.0	0.0	0.0	0.0	0.0	0.0	0.0	0.0		
0.0	0.0	0.0	0.0	0.0	0.0	0.0	0.0	0.0	0.0	0.0		
0.0	0.0	0.0	0.0	0.0	0.0	0.0	0.0	0.0	0.0	0.0		
0.0	0.0	0.0	0.0	0.0	0.0	0.0	0.0	0.0	0.0	0.0		
0.0	0.0	0.0	0.0	0.0	0.0	0.0	0.0	0.0	0.0	0.0		
0.0	0.0	0.0	0.0	0.0	0.0	0.0	0.0	0.0	0.0	0.0		
0.0	0.0	0.0	0.0	0.0	0.0	0.0	0.0	0.0	0.0	0.0		

'227318
 ISW-AF-450-LED-E1-SLR-7050

REPORT NUMBER: P227318
 CATALOG NUMBER: ISW-AF-4!

TION (continued):

CANDELA DISTRIBUTION (con

165°	170°	175°	180°	185°	190°	195°	200°	205°	210°		215°	220°
0.0	0.0	0.0	0.0	0.0	0.0	0.0	0.0	0.0	0.0	0°	893.7	893.7
0.0	0.0	0.0	0.0	0.0	0.0	0.0	0.0	0.0	0.0	2.5°	836.3	840.4
0.0	0.0	0.0	0.0	0.0	0.0	0.0	0.0	0.0	0.0	5°	675.6	691.5
0.0	0.0	0.0	0.0	0.0	0.0	0.0	0.0	0.0	0.0	7.5°	510.8	532.2
0.0	0.0	0.0	0.0	0.0	0.0	0.0	0.0	0.0	0.0	10°	409.3	423.8
0.0	0.0	0.0	0.0	0.0	0.0	0.0	0.0	0.0	0.0	12.5°	359.2	380.1
0.0	0.0	0.0	0.0	0.0	0.0	0.0	0.0	0.0	0.0	15°	308.2	331.0
0.0	0.0	0.0	0.0	0.0	0.0	0.0	0.0	0.0	0.0	17.5°	252.7	280.4
0.0	0.0	0.0	0.0	0.0	0.0	0.0	0.0	0.0	0.0	20°	193.0	220.3
0.0	0.0	0.0	0.0	0.0	0.0	0.0	0.0	0.0	0.0	22.5°	135.7	158.9
0.0	0.0	0.0	0.0	0.0	0.0	0.0	0.0	0.0	0.0	25°	98.8	109.3
0.0	0.0	0.0	0.0	0.0	0.0	0.0	0.0	0.0	0.0	27.5°	87.9	92.0
0.0	0.0	0.0	0.0	0.0	0.0	0.0	0.0	0.0	0.0	30°	82.4	85.1
0.0	0.0	0.0	0.0	0.0	0.0	0.0	0.0	0.0	0.0	32.5°	74.2	76.9
0.0	0.0	0.0	0.0	0.0	0.0	0.0	0.0	0.0	0.0	35°	65.1	68.7
0.0	0.0	0.0	0.0	0.0	0.0	0.0	0.0	0.0	0.0	37.5°	60.5	63.3
0.0	0.0	0.0	0.0	0.0	0.0	0.0	0.0	0.0	0.0	40°	57.8	58.3
0.0	0.0	0.0	0.0	0.0	0.0	0.0	0.0	0.0	0.0	42.5°	55.5	55.5
0.0	0.0	0.0	0.0	0.0	0.0	0.0	0.0	0.0	0.0	45°	54.2	55.5
0.0	0.0	0.0	0.0	0.0	0.0	0.0	0.0	0.0	0.0	47.5°	55.1	61.0
0.0	0.0	0.0	0.0	0.0	0.0	0.0	0.0	0.0	0.0	50°	61.9	60.1
0.0	0.0	0.0	0.0	0.0	0.0	0.0	0.0	0.0	0.0	52.5°	63.3	56.5
0.0	0.0	0.0	0.0	0.0	0.0	0.0	0.0	0.0	0.0	55°	57.8	54.2
0.0	0.0	0.0	0.0	0.0	0.0	0.0	0.0	0.0	0.0	57.5°	51.9	47.3
0.0	0.0	0.0	0.0	0.0	0.0	0.0	0.0	0.0	0.0	59°	46.4	43.7
0.0	0.0	0.0	0.0	0.0	0.0	0.0	0.0	0.0	0.0	60°	43.2	42.3
0.0	0.0	0.0	0.0	0.0	0.0	0.0	0.0	0.0	0.0	62.5°	39.6	40.5
0.0	0.0	0.0	0.0	0.0	0.0	0.0	0.0	0.0	0.0	65°	36.9	38.7
0.0	0.0	0.0	0.0	0.0	0.0	0.0	0.0	0.0	0.0	67.5°	35.5	36.9
										70°	33.2	34.1
										72.5°	31.0	31.4
										75°	27.8	28.2
										77.5°	24.6	24.6
										80°	20.0	20.0
										82.5°	15.5	15.0
										85°	10.0	9.6
										87.5°	4.6	3.6
										90°	0.0	0.0
										92.5°	0.0	0.0
										95°	0.0	0.0
										97.5°	0.0	0.0
										100°	0.0	0.0
										102.5°	0.0	0.0
										105°	0.0	0.0
										107.5°	0.0	0.0



REPORT NUMBER: P227318

CATALOG NUMBER: ISW-AF-450-LED-E1-

50-LED-E1-SLR-7050

tinued):

CANDELA DISTRIBUTION (continued):

225°	230°	235°	240°	245°	250°	255°	260°	265°		215°	220°	225°
893.7	893.7	893.7	893.7	893.7	893.7	893.7	893.7	893.7	110°	0.0	0.0	0.0
860.9	873.6	883.7	881.8	903.2	916.0	917.8	931.0	943.7	112.5°	0.0	0.0	0.0
704.3	722.0	739.3	752.1	785.8	813.5	834.9	857.7	884.6	115°	0.0	0.0	0.0
561.3	576.4	604.6	625.1	660.6	692.9	724.3	760.3	790.8	117.5°	0.0	0.0	0.0
439.8	458.9	485.3	523.5	555.4	592.3	631.9	666.0	717.0	120°	0.0	0.0	0.0
395.2	407.0	428.9	447.1	486.7	525.8	570.4	617.3	664.2	122.5°	0.0	0.0	0.0
349.2	370.1	390.6	417.0	451.6	494.4	542.7	593.2	646.0	125°	0.0	0.0	0.0
304.6	332.3	354.6	383.3	422.0	476.2	539.0	601.8	663.8	127.5°	0.0	0.0	0.0
249.9	275.9	315.0	344.2	394.7	462.5	543.1	630.1	713.8	130°	0.0	0.0	0.0
196.7	224.4	269.1	312.3	367.8	455.3	559.5	676.5	788.5	132.5°	0.0	0.0	0.0
140.7	178.5	222.6	277.3	344.6	450.7	581.8	733.9	884.6	135°	0.0	0.0	0.0
105.2	131.6	185.3	244.9	318.7	442.5	605.5	787.1	950.1	137.5°	0.0	0.0	0.0
93.8	112.4	147.5	210.3	286.8	426.6	623.2	837.7	1009.8	140°	0.0	0.0	0.0
81.9	96.5	124.3	177.6	258.1	402.0	631.0	864.5	1051.2	142.5°	0.0	0.0	0.0
71.9	85.6	113.8	164.8	243.6	374.2	629.6	891.4	1103.1	145°	0.0	0.0	0.0
65.6	77.4	109.3	161.6	232.2	348.7	631.0	934.6	1180.0	147.5°	0.0	0.0	0.0
60.5	74.2	105.6	154.8	226.7	334.6	636.4	972.9	1246.0	150°	0.0	0.0	0.0
60.5	73.3	96.5	145.2	224.0	336.0	638.7	1002.5	1295.2	152.5°	0.0	0.0	0.0
63.7	68.7	89.7	139.8	225.8	346.0	636.0	1032.5	1343.0	155°	0.0	0.0	0.0
60.5	64.2	85.1	138.9	225.8	353.3	644.2	1069.9	1405.8	157.5°	0.0	0.0	0.0
57.4	59.6	83.8	137.5	221.3	360.1	677.9	1139.5	1487.8	160°	0.0	0.0	0.0
53.3	56.0	81.9	135.2	216.2	368.8	737.5	1256.5	1623.4	162.5°	0.0	0.0	0.0
48.3	53.7	79.2	131.6	213.1	384.2	798.5	1374.9	1785.1	165°	0.0	0.0	0.0
46.4	51.4	72.8	122.9	209.9	401.1	863.6	1488.2	1930.3	167.5°	0.0	0.0	0.0
45.1	49.6	67.4	116.5	207.1	409.3	883.2	1531.5	1986.3	170°	0.0	0.0	0.0
44.2	48.7	64.2	111.1	204.0	409.7	897.3	1547.9	1994.5	172.5°	0.0	0.0	0.0
42.8	46.9	57.8	99.7	193.9	409.3	898.7	1558.3	1970.8	175°	0.0	0.0	0.0
40.5	45.1	58.3	93.8	175.7	390.2	842.2	1507.8	1876.6	177.5°	0.0	0.0	0.0
38.7	43.7	61.5	95.1	156.6	341.0	736.6	1350.7	1674.9	180°	0.0	0.0	0.0
36.0	42.8	64.2	98.3	151.1	283.2	557.2	1103.1	1402.6				
33.2	42.3	66.5	100.6	145.2	233.1	386.1	782.1	1049.8				
30.0	38.7	60.5	85.6	120.2	169.4	248.6	511.7	723.9				
25.9	31.0	44.2	60.1	88.3	118.4	147.0	309.1	473.5				
21.4	23.2	31.4	38.7	58.7	70.1	81.5	174.4	331.0				
15.9	16.4	21.4	24.6	33.2	38.7	48.7	107.0	268.1				
9.1	10.5	14.6	16.4	20.0	24.6	31.9	68.3	210.3				
3.6	4.6	8.6	9.6	10.9	13.7	17.8	39.6	65.6				
0.0	0.0	0.0	0.0	0.0	0.0	0.0	0.0	0.0				
0.0	0.0	0.0	0.0	0.0	0.0	0.0	0.0	0.0				
0.0	0.0	0.0	0.0	0.0	0.0	0.0	0.0	0.0				
0.0	0.0	0.0	0.0	0.0	0.0	0.0	0.0	0.0				
0.0	0.0	0.0	0.0	0.0	0.0	0.0	0.0	0.0				
0.0	0.0	0.0	0.0	0.0	0.0	0.0	0.0	0.0				
0.0	0.0	0.0	0.0	0.0	0.0	0.0	0.0	0.0				
0.0	0.0	0.0	0.0	0.0	0.0	0.0	0.0	0.0				
0.0	0.0	0.0	0.0	0.0	0.0	0.0	0.0	0.0				
0.0	0.0	0.0	0.0	0.0	0.0	0.0	0.0	0.0				
0.0	0.0	0.0	0.0	0.0	0.0	0.0	0.0	0.0				
0.0	0.0	0.0	0.0	0.0	0.0	0.0	0.0	0.0				
0.0	0.0	0.0	0.0	0.0	0.0	0.0	0.0	0.0				



REPORT NUMBER: P227318

CATALOG NUMBER: ISW-AF-450-LED-E1-SLR-7050

SLR-7050

CANDELA DISTRIBUTION (continued):

230°	235°	240°	245°	250°	255°	260°	265°		270°	275°	280°	285°
0.0	0.0	0.0	0.0	0.0	0.0	0.0	0.0	0°	893.7	893.7	893.7	893.7
0.0	0.0	0.0	0.0	0.0	0.0	0.0	0.0	2.5°	956.5	966.1	974.2	980.6
0.0	0.0	0.0	0.0	0.0	0.0	0.0	0.0	5°	913.2	935.6	962.4	985.2
0.0	0.0	0.0	0.0	0.0	0.0	0.0	0.0	7.5°	836.3	864.5	908.2	935.1
0.0	0.0	0.0	0.0	0.0	0.0	0.0	0.0	10°	763.5	804.9	852.7	891.4
0.0	0.0	0.0	0.0	0.0	0.0	0.0	0.0	12.5°	713.8	765.3	810.8	854.1
0.0	0.0	0.0	0.0	0.0	0.0	0.0	0.0	15°	700.2	752.5	793.5	833.1
0.0	0.0	0.0	0.0	0.0	0.0	0.0	0.0	17.5°	727.5	779.9	814.9	839.0
0.0	0.0	0.0	0.0	0.0	0.0	0.0	0.0	20°	791.7	847.7	870.0	868.2
0.0	0.0	0.0	0.0	0.0	0.0	0.0	0.0	22.5°	879.6	938.3	938.3	920.1
0.0	0.0	0.0	0.0	0.0	0.0	0.0	0.0	25°	995.6	1038.0	1014.8	980.2
0.0	0.0	0.0	0.0	0.0	0.0	0.0	0.0	27.5°	1078.0	1117.7	1077.1	1020.2
0.0	0.0	0.0	0.0	0.0	0.0	0.0	0.0	30°	1146.3	1175.5	1124.0	1055.3
0.0	0.0	0.0	0.0	0.0	0.0	0.0	0.0	32.5°	1206.4	1227.8	1160.0	1092.2
0.0	0.0	0.0	0.0	0.0	0.0	0.0	0.0	35°	1278.4	1286.1	1197.3	1124.9
0.0	0.0	0.0	0.0	0.0	0.0	0.0	0.0	37.5°	1358.0	1364.4	1251.0	1160.9
0.0	0.0	0.0	0.0	0.0	0.0	0.0	0.0	40°	1451.8	1429.1	1290.7	1194.1
0.0	0.0	0.0	0.0	0.0	0.0	0.0	0.0	42.5°	1509.6	1472.3	1319.3	1211.4
0.0	0.0	0.0	0.0	0.0	0.0	0.0	0.0	45°	1555.2	1504.2	1332.5	1221.5
0.0	0.0	0.0	0.0	0.0	0.0	0.0	0.0	47.5°	1611.2	1551.1	1355.8	1239.7
0.0	0.0	0.0	0.0	0.0	0.0	0.0	0.0	50°	1684.9	1616.2	1414.5	1291.1
0.0	0.0	0.0	0.0	0.0	0.0	0.0	0.0	52.5°	1836.1	1750.9	1520.1	1380.8
0.0	0.0	0.0	0.0	0.0	0.0	0.0	0.0	55°	2010.0	1929.4	1689.0	1528.8
0.0	0.0	0.0	0.0	0.0	0.0	0.0	0.0	57.5°	2149.3	2095.1	1839.7	1662.6
0.0	0.0	0.0	0.0	0.0	0.0	0.0	0.0	59°	2200.7	2177.5	1946.2	1776.0
0.0	0.0	0.0	0.0	0.0	0.0	0.0	0.0	60°	2219.8	2239.9	2002.7	1845.2
0.0	0.0	0.0	0.0	0.0	0.0	0.0	0.0	62.5°	2233.0	2320.0	2186.1	2051.8
0.0	0.0	0.0	0.0	0.0	0.0	0.0	0.0	65°	2205.7	2333.2	2260.3	2177.9
0.0	0.0	0.0	0.0	0.0	0.0	0.0	0.0	67.5°	2086.9	2239.4	2225.3	2152.9
								70°	1843.8	2013.6	2062.8	1959.9
								72.5°	1387.2	1598.0	1866.1	1704.9
								75°	903.7	1098.5	1593.4	1460.5
								77.5°	565.9	685.6	1136.8	1023.0
								80°	376.5	440.7	721.6	656.9
								82.5°	283.2	312.3	496.2	466.6
								85°	149.3	190.3	386.1	489.4
								87.5°	56.0	62.4	290.5	437.5
								90°	0.0	0.0	0.5	0.0
								92.5°	0.0	0.0	0.0	0.0
								95°	0.0	0.0	0.0	0.0
								97.5°	0.0	0.0	0.0	0.0
								100°	0.0	0.0	0.0	0.0
								102.5°	0.0	0.0	0.0	0.0
								105°	0.0	0.0	0.0	0.0
								107.5°	0.0	0.0	0.0	0.0



REPORT NUMBER: P227318

CATALOG NUMBER: ISW-AF-450-LED-E1-SLR-7050

CANDELA DISTRIBUTION (continued):

290°	295°	300°	305°	310°	315°	320°		270°	275°	280°	285°	290°
893.7	893.7	893.7	893.7	893.7	893.7	893.7	110°	0.0	0.0	0.0	0.0	0.0
986.1	994.3	999.3	995.6	1001.6	1002.9	996.6	112.5°	0.0	0.0	0.0	0.0	0.0
1004.3	1027.1	1043.4	1054.8	1059.4	1063.5	1061.7	115°	0.0	0.0	0.0	0.0	0.0
970.6	1005.7	1036.2	1057.1	1064.4	1069.9	1064.8	117.5°	0.0	0.0	0.0	0.0	0.0
933.3	969.7	998.4	1019.3	1018.9	1024.3	1014.8	120°	0.0	0.0	0.0	0.0	0.0
898.2	933.7	959.2	958.3	951.9	936.0	933.3	122.5°	0.0	0.0	0.0	0.0	0.0
870.5	889.1	895.5	894.1	875.9	866.8	865.4	125°	0.0	0.0	0.0	0.0	0.0
856.8	855.9	841.3	825.4	808.1	807.2	795.3	127.5°	0.0	0.0	0.0	0.0	0.0
859.1	829.5	802.6	775.3	756.6	752.5	753.9	130°	0.0	0.0	0.0	0.0	0.0
887.8	835.4	784.9	757.1	735.2	728.9	731.6	132.5°	0.0	0.0	0.0	0.0	0.0
923.7	853.6	790.8	748.4	730.7	722.9	724.3	135°	0.0	0.0	0.0	0.0	0.0
947.8	874.5	810.4	758.0	733.9	726.6	731.1	137.5°	0.0	0.0	0.0	0.0	0.0
978.8	903.2	836.8	782.6	746.6	737.1	740.2	140°	0.0	0.0	0.0	0.0	0.0
1009.3	934.2	874.1	812.6	768.9	751.2	756.2	142.5°	0.0	0.0	0.0	0.0	0.0
1042.1	970.2	909.6	853.6	802.2	774.4	780.8	145°	0.0	0.0	0.0	0.0	0.0
1080.3	1012.0	960.1	908.7	855.9	832.7	835.4	147.5°	0.0	0.0	0.0	0.0	0.0
1117.2	1053.0	1019.8	981.5	950.6	915.1	915.1	150°	0.0	0.0	0.0	0.0	0.0
1139.1	1106.3	1097.2	1086.2	1068.0	1042.5	1037.1	152.5°	0.0	0.0	0.0	0.0	0.0
1165.9	1169.6	1190.5	1212.3	1217.8	1192.8	1185.0	155°	0.0	0.0	0.0	0.0	0.0
1216.4	1254.7	1323.4	1383.1	1394.9	1415.4	1391.7	157.5°	0.0	0.0	0.0	0.0	0.0
1287.5	1358.0	1474.1	1571.5	1599.3	1601.1	1603.0	160°	0.0	0.0	0.0	0.0	0.0
1368.5	1469.6	1623.0	1739.1	1788.7	1801.9	1792.3	162.5°	0.0	0.0	0.0	0.0	0.0
1507.4	1598.9	1766.9	1892.0	1955.8	1986.7	1978.5	165°	0.0	0.0	0.0	0.0	0.0
1644.8	1758.7	1906.6	2030.0	2097.8	2132.4	2139.7	167.5°	0.0	0.0	0.0	0.0	0.0
1738.6	1845.2	1981.7	2095.5	2162.5	2203.9	2207.5	170°	0.0	0.0	0.0	0.0	0.0
1796.0	1893.4	2026.8	2127.0	2193.9	2228.9	2241.7	172.5°	0.0	0.0	0.0	0.0	0.0
1969.9	1987.7	2078.7	2144.7	2191.6	2207.5	2217.1	175°	0.0	0.0	0.0	0.0	0.0
2051.4	1977.2	1966.7	2007.7	2011.8	2001.3	1988.1	177.5°	0.0	0.0	0.0	0.0	0.0
1938.0	1764.6	1700.4	1694.9	1678.1	1671.2	1629.4	180°	0.0	0.0	0.0	0.0	0.0
1683.1	1433.1	1319.8	1258.3	1295.7	1294.3	1251.5						
1418.1	1163.6	1016.6	928.3	917.3	915.5	878.2						
1151.8	913.2	784.4	741.6	690.2	674.7	681.1						
830.4	651.9	624.6	657.4	661.5	649.7	641.5						
523.1	490.3	516.7	576.4	611.4	595.9	601.8						
436.1	386.1	387.9	450.7	474.4	478.0	465.7						
483.9	386.5	316.9	309.1	300.9	189.4	263.6						
436.1	299.1	176.2	145.2	89.2	51.4	53.3						
0.0	0.0	0.0	0.0	0.0	0.0	0.0						
0.0	0.0	0.0	0.0	0.0	0.0	0.0						
0.0	0.0	0.0	0.0	0.0	0.0	0.0						
0.0	0.0	0.0	0.0	0.0	0.0	0.0						
0.0	0.0	0.0	0.0	0.0	0.0	0.0						
0.0	0.0	0.0	0.0	0.0	0.0	0.0						
0.0	0.0	0.0	0.0	0.0	0.0	0.0						
0.0	0.0	0.0	0.0	0.0	0.0	0.0						
0.0	0.0	0.0	0.0	0.0	0.0	0.0						
0.0	0.0	0.0	0.0	0.0	0.0	0.0						



REPORT NUMBER: P227318

CATALOG NUMBER: ISW-AF-450-LED-E1-SLR-7050

CANDELA DISTRIBUTION (continued):

295°	300°	305°	310°	315°	320°		325°	330°	335°	340°	345°	350°
0.0	0.0	0.0	0.0	0.0	0.0	0°	893.7	893.7	893.7	893.7	893.7	893.7
0.0	0.0	0.0	0.0	0.0	0.0	2.5°	995.2	986.5	977.0	964.2	966.5	951.0
0.0	0.0	0.0	0.0	0.0	0.0	5°	1047.5	1032.5	1012.0	986.1	962.0	931.0
0.0	0.0	0.0	0.0	0.0	0.0	7.5°	1042.1	1018.0	983.8	944.7	912.8	868.2
0.0	0.0	0.0	0.0	0.0	0.0	10°	995.2	963.8	936.0	895.5	854.1	814.9
0.0	0.0	0.0	0.0	0.0	0.0	12.5°	929.6	911.9	887.8	857.2	817.2	777.1
0.0	0.0	0.0	0.0	0.0	0.0	15°	858.2	859.5	845.0	836.8	816.7	784.9
0.0	0.0	0.0	0.0	0.0	0.0	17.5°	799.4	813.1	820.8	833.6	835.9	820.4
0.0	0.0	0.0	0.0	0.0	0.0	20°	760.3	779.4	803.5	838.6	875.5	891.4
0.0	0.0	0.0	0.0	0.0	0.0	22.5°	738.4	762.1	800.8	864.5	931.9	972.4
0.0	0.0	0.0	0.0	0.0	0.0	25°	734.3	765.7	819.9	897.8	985.2	1042.1
0.0	0.0	0.0	0.0	0.0	0.0	27.5°	741.2	782.1	846.3	935.1	1021.1	1103.5
0.0	0.0	0.0	0.0	0.0	0.0	30°	763.0	810.8	880.9	976.5	1065.8	1147.7
0.0	0.0	0.0	0.0	0.0	0.0	32.5°	784.0	843.1	920.5	1013.9	1103.5	1185.0
0.0	0.0	0.0	0.0	0.0	0.0	35°	817.6	877.3	956.5	1042.5	1129.5	1221.9
0.0	0.0	0.0	0.0	0.0	0.0	37.5°	869.1	921.4	984.7	1064.8	1155.4	1251.0
0.0	0.0	0.0	0.0	0.0	0.0	40°	942.4	977.0	1018.0	1081.2	1168.2	1270.6
0.0	0.0	0.0	0.0	0.0	0.0	42.5°	1052.1	1059.4	1073.5	1106.3	1179.6	1293.4
0.0	0.0	0.0	0.0	0.0	0.0	45°	1193.7	1171.8	1159.5	1155.0	1205.1	1308.0
0.0	0.0	0.0	0.0	0.0	0.0	47.5°	1358.0	1315.2	1266.1	1242.4	1254.2	1331.2
0.0	0.0	0.0	0.0	0.0	0.0	50°	1572.0	1502.3	1405.8	1337.5	1331.6	1399.5
0.0	0.0	0.0	0.0	0.0	0.0	52.5°	1768.2	1677.2	1555.6	1475.0	1442.3	1526.9
0.0	0.0	0.0	0.0	0.0	0.0	55°	1953.5	1883.4	1745.9	1645.8	1634.4	1695.8
0.0	0.0	0.0	0.0	0.0	0.0	57.5°	2116.0	2055.5	1943.0	1812.4	1816.9	1876.6
0.0	0.0	0.0	0.0	0.0	0.0	59°	2200.3	2149.7	2045.5	1912.5	1922.5	2004.5
0.0	0.0	0.0	0.0	0.0	0.0	60°	2230.3	2188.0	2088.7	1976.7	1989.5	2074.6
0.0	0.0	0.0	0.0	0.0	0.0	62.5°	2228.0	2200.7	2128.8	2076.0	2141.1	2203.4
0.0	0.0	0.0	0.0	0.0	0.0	65°	2015.4	1974.0	1965.8	2058.2	2183.9	2244.0
0.0	0.0	0.0	0.0	0.0	0.0	67.5°	1603.0	1622.5	1700.4	1859.3	2070.1	2157.5
						70°	1190.5	1225.1	1328.9	1528.3	1817.8	1969.0
						72.5°	875.5	910.1	1005.7	1224.2	1495.5	1629.4
						75°	687.0	697.5	766.2	937.8	1178.7	1288.4
						77.5°	634.6	603.2	575.0	667.0	794.9	889.1
						80°	590.9	531.3	464.8	492.6	523.5	623.7
						82.5°	458.9	419.3	367.4	402.9	417.5	420.7
						85°	268.6	239.0	302.7	428.9	424.3	371.5
						87.5°	94.7	122.9	138.4	237.6	287.3	248.6
						90°	0.0	1.4	4.1	4.6	6.8	2.3
						92.5°	0.0	0.0	0.0	0.0	0.0	0.0
						95°	0.0	0.0	0.0	0.0	0.0	0.0
						97.5°	0.0	0.0	0.0	0.0	0.0	0.0
						100°	0.0	0.0	0.0	0.0	0.0	0.0
						102.5°	0.0	0.0	0.0	0.0	0.0	0.0
						105°	0.0	0.0	0.0	0.0	0.0	0.0
						107.5°	0.0	0.0	0.0	0.0	0.0	0.0



REPORT NUMBER: P227318

CATALOG NUMBER: ISW-AF-450-LED-E1-SLR-7050

CANDELA DISTRIBUTION (continued):

355°	359°	360°		325°	330°	335°	340°	345°	350°	355°
893.7	893.7	893.7	110°	0.0	0.0	0.0	0.0	0.0	0.0	0.0
938.7	926.0	925.1	112.5°	0.0	0.0	0.0	0.0	0.0	0.0	0.0
906.4	877.7	868.6	115°	0.0	0.0	0.0	0.0	0.0	0.0	0.0
829.5	796.2	789.4	117.5°	0.0	0.0	0.0	0.0	0.0	0.0	0.0
764.8	728.0	721.6	120°	0.0	0.0	0.0	0.0	0.0	0.0	0.0
731.6	696.5	688.8	122.5°	0.0	0.0	0.0	0.0	0.0	0.0	0.0
744.3	705.6	701.6	125°	0.0	0.0	0.0	0.0	0.0	0.0	0.0
792.1	751.2	753.0	127.5°	0.0	0.0	0.0	0.0	0.0	0.0	0.0
874.1	847.7	841.3	130°	0.0	0.0	0.0	0.0	0.0	0.0	0.0
981.5	952.9	944.7	132.5°	0.0	0.0	0.0	0.0	0.0	0.0	0.0
1073.0	1058.5	1053.0	135°	0.0	0.0	0.0	0.0	0.0	0.0	0.0
1139.1	1145.9	1140.4	137.5°	0.0	0.0	0.0	0.0	0.0	0.0	0.0
1191.9	1214.6	1211.9	140°	0.0	0.0	0.0	0.0	0.0	0.0	0.0
1246.0	1290.2	1292.0	142.5°	0.0	0.0	0.0	0.0	0.0	0.0	0.0
1286.1	1363.9	1379.9	145°	0.0	0.0	0.0	0.0	0.0	0.0	0.0
1337.5	1441.8	1458.2	147.5°	0.0	0.0	0.0	0.0	0.0	0.0	0.0
1376.7	1499.2	1519.2	150°	0.0	0.0	0.0	0.0	0.0	0.0	0.0
1414.9	1546.5	1568.4	152.5°	0.0	0.0	0.0	0.0	0.0	0.0	0.0
1446.4	1593.4	1615.7	155°	0.0	0.0	0.0	0.0	0.0	0.0	0.0
1481.9	1638.9	1660.8	157.5°	0.0	0.0	0.0	0.0	0.0	0.0	0.0
1545.6	1710.4	1736.3	160°	0.0	0.0	0.0	0.0	0.0	0.0	0.0
1682.6	1842.9	1879.8	162.5°	0.0	0.0	0.0	0.0	0.0	0.0	0.0
1880.7	2025.9	2055.0	165°	0.0	0.0	0.0	0.0	0.0	0.0	0.0
2059.1	2150.2	2157.9	167.5°	0.0	0.0	0.0	0.0	0.0	0.0	0.0
2132.4	2184.3	2182.0	170°	0.0	0.0	0.0	0.0	0.0	0.0	0.0
2186.1	2192.5	2179.8	172.5°	0.0	0.0	0.0	0.0	0.0	0.0	0.0
2215.3	2154.7	2132.9	175°	0.0	0.0	0.0	0.0	0.0	0.0	0.0
2139.3	2055.0	2026.3	177.5°	0.0	0.0	0.0	0.0	0.0	0.0	0.0
1919.8	1875.2	1842.4	180°	0.0	0.0	0.0	0.0	0.0	0.0	0.0
1633.0	1520.1	1498.7								
1237.8	1089.0	1057.1								
865.0	686.5	643.3								
568.6	440.7	424.3								
368.8	292.7	287.7								
257.2	192.1	177.1								
158.0	64.2	61.5								
49.2	29.6	26.4								
1.4	1.8	1.8								
0.0	0.0	0.0								
0.0	0.0	0.0								
0.0	0.0	0.0								
0.0	0.0	0.0								
0.0	0.0	0.0								
0.0	0.0	0.0								
0.0	0.0	0.0								
0.0	0.0	0.0								

